

MII SERIES RECIPROCATING COMPRESSOR



▶ Line up of
our new
**M II Series
Air Cooled
Type**

MII SERIES RECIPROCATING COMPRESSOR

Reciprocating Compressor / **Single Stage** Open Type

M II SERIES



MYCOM

* Some optional items are included in this photo.

MAYEKAWA
MYCOM

The content of this pamphlet may change without advance notice due to improvements to the product.
* Mayekawa and MYCOM are registered trademarks of Mayekawa Mfg. Co., Ltd.

MAYEKAWA MFG.CO.,LTD.

[Head Office]: 3-14-15 Botan, Koto-ku, Tokyo 135-8482, JAPAN
TEL:(81)3-3642-8181 FAX:(81)3-3643-7094
[Inquiries]: global-contact@mayekawa.co.jp
www.mayekawa.com

MAYEKAWA AUSTRALIA PTY.LTD.

Unit2, 44 McCauley Street Matraville NSW 2036, Australia
TEL: +61 2 9695 7000
info@mayekawa.com.au

Auckland (New Zealand) Office

Unit 2, 30 Tui Steet Otahuhu
TEL: +64 9 276 2305
info@mayekawa.co.nz

www.mayekawa.com.au

MAUPD250 01101609-19.03.

Excellence in performance, durability, and high-pressure resistance:
Next-generation energy saving compressor

Reciprocating Compressor [Single Stage, Open Type] M II SERIES



* Some optional items are included in this photo.

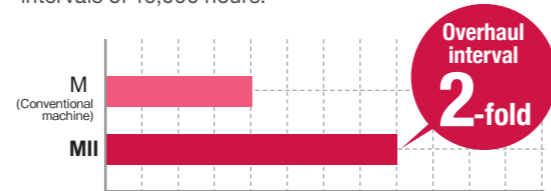
Introducing an air cooled type ammonia compressor to our MII series range.

High Performance Derived from New Design

This newly designed compressor minimizes internal heating of the intake gas resulting in the highest level of performance in our product range.

Much Improved Overhaul Intervals

The MII series incorporates a new valve design with improved durability and dramatically extended overhaul intervals of 16,000 hours.



* Operating condition: 800 to 1200 rpm / Dependent on the refrigerant used
* Under normal operation

Supports a Wide Range of Pressure Conditions

The components are designed for high pressure applications and a wide range of operating conditions. The MII series can be used in demanding applications such as high pressure systems and heat pumps.

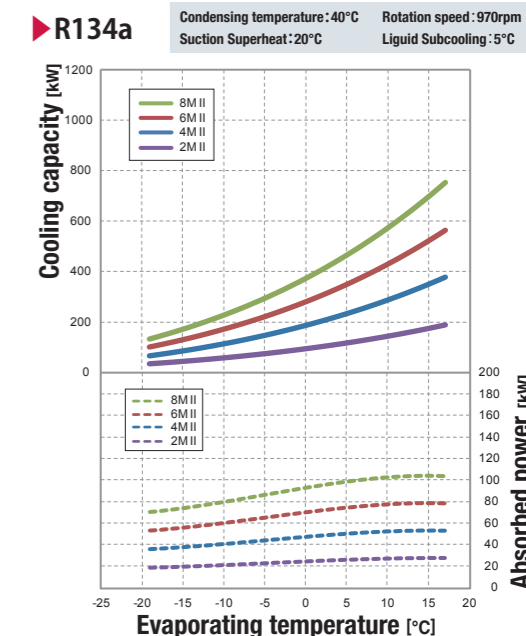
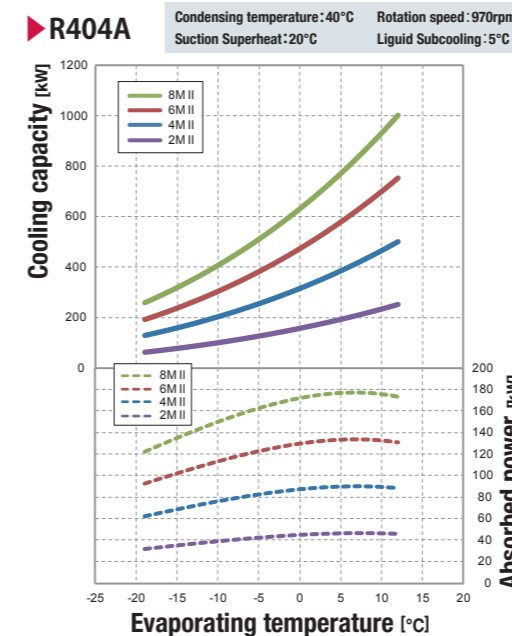
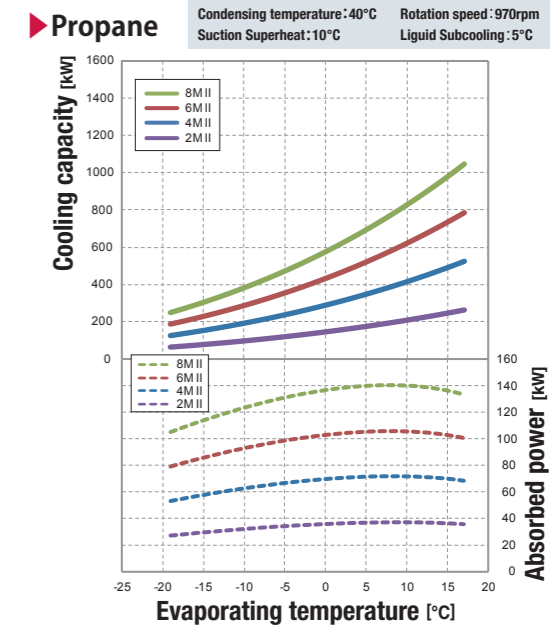
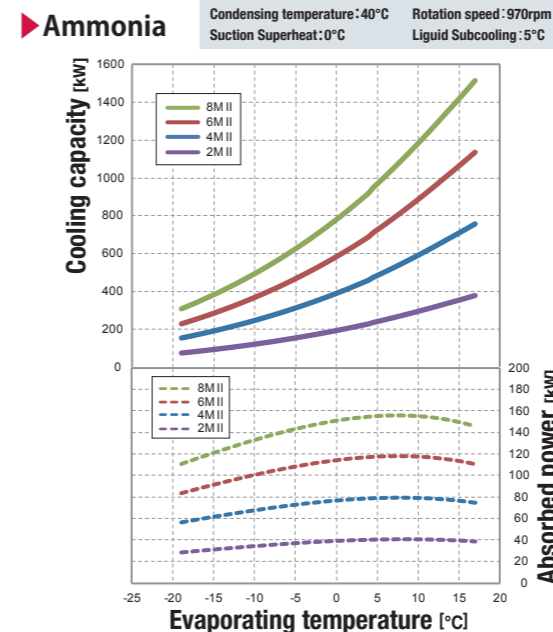
Easy Maintenance

Hydraulic lines for the capacity control are incorporated into the casing design, allowing simplified package designs as well as easy replacement of consumable components.

Multiple Applications

Multiple configurations are available in belt and direct drive and a wide refrigerant compatibility (Ammonia, Propane and Fluorocarbon refrigerants).

Performance charts



* Please consult us for further details and ammonia air cooled type.

Specifications

Item	Model ¹ (N/P/F)	2M II	4M II	6M II	8M II
Refrigerant		Ammonia / Propane / HFCs (R134a, R404A, R507A)			
Compressor type		Reciprocating, Open Type			
Number of cylinders		2	4	6	8
Bore	mm	146			
Stroke	mm	106			
Displacement ²	m ³ /h	207	413	620	826
Rotation speed	Air cooled type (Propane, HFCs)	600-1500 ³		800-1500 ³	
	Water cooled type (Ammonia)	600-1500 ³		660-1500 ³	
	Air cooled type (Ammonia)	600-1200 ³		660-1200 ³	
Drive method		Direct drive / V-belt			
Capacity control	%	100/50	100/50	100/66/33	100/75/50/25

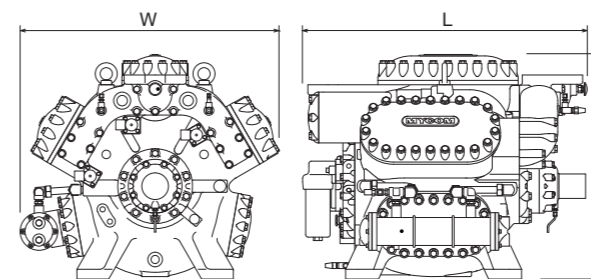
¹. Specify the refrigerant by adding a prefix to the type code (N = Ammonia / P = Propane / F = Fluorocarbons).

². Displacement at 970 rpm

³. The range of rotation speed varies according to the operating conditions. Please refer to the ranges of use stated in the operating instructions.

Outer dimensions

[Air cooled type (Ammonia, Propane, HFCs)]



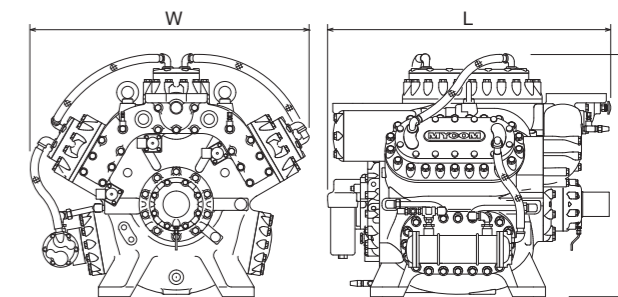
Model (N/P/F)	Weight (kg)	W (mm)	L (mm)	H (mm)
2MII	675	715	1070	890
4MII	1080	995	1150	890
6MII	1310	1065	1165	920
8MII	1535	1085	1205	910

* The outer dimension drawings show the 6-cylinder model.

* The stop valves, counter flanges, flywheel, V-pulley, and safety valve are not included. * The oil cooler is included.

* The oil cooler is not included in the ammonia air cooled type.

[Water cooled type (Ammonia)]



Model (N)	Weight (kg)	W (mm)	L (mm)	H (mm)
2MII	685	715	1070	960
4MII	1100	1020	1150	1025
6MII	1340	1150	1165	1000
8MII	1575	1150	1205	1020